




Technical Data

S:FLEX FLAT DIRECT

for pitched roofs with foil / bitumen covering
– without roof penetration



Fast installation

The light, efficient construction of the S:FLEX Flat Direct with its pre-assembled components and rail lengths, ensures a fast installation on bitumen and foil covered roofs from 5° to 30°. And all this as a rule without any roof penetration!

The pre-glued foam rubber pads are suitable for use on almost all roof coverings due to their high coefficient of friction, which results in a minimising of ballast.

Minimal load

The S:FLEX Flat Direct is designed to use the minimum of materials so that only a minimum of ballast is necessary. As a result, installation on roofs with small load reserves is possible. Should the ballast become too big, the module can be secured by prompt attachment to the roof.

Optimum yield

The S:FLEX FLAT DIRECT offers excellent rear ventilation as the modules are mounted with gaps between them.

Straightforward individual planning

With our planning tool, you can produce a precise, specific plan for every module location. It will take into account the roof covering and also possible wind and snow loads.

The building structure will not be affected by the mounting system.

Comprehensive module compatibility

Almost all framed modules with normal measurements can be mounted either vertically or horizontally.

High durability

All components of the S:FLEX FLAT DIRECT system are manufactured out of aluminium and stainless steel. Their high corrosion resistance guarantees a maximum life span and offers the possibility of total recyclability.

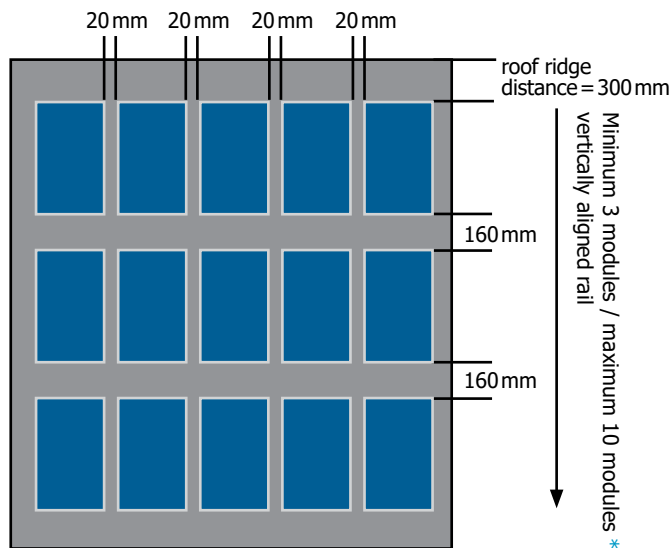
The foam rubber used for the pads is extremely durable and weather proof.

S:FLEX FLAT DIRECT

for pitched roofs with foil / bitumen covering

Technical Data

Construction

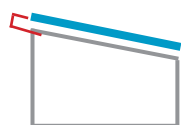


Minimum 3 modules / maximum 18 modules *
horizontally aligned rail

* Standard module layout –
other module field sizes possible with project-specific design

Application	Pitched roofs with foil or bitumen roofing, other types of roofing upon request
Fastening	Non-penetrative
Roof pitch	Up to 30 degrees
Orientation	Parallel to the roof
Building height	Up to 25 m
Snow load	Up to snow load zone 3
Wind load	Up to wind load zone 4
Module type	Framed modules, frameless modules upon request
Module orientation	Landscape / portrait
Materials	Extruded Aluminium EN-AW-6063 T6
Small parts	Stainless steel X5CrNi18-10 A2 70A
Lightning protection	Optional
Colour	Aluminium, plate finish
Garantie	10 years on durability of materials

Examples of roof types



Single pitch roof with ridge connection



Single pitch roof with counterweight



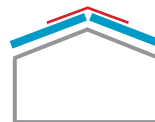
Butterfly roof with counterweight on ridge



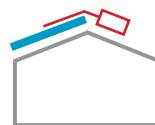
Butterfly roof with ridge connection



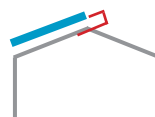
Butterfly roof, double-sided, with ridge connection / counterweight



Saddle roof, double-sided with ridge connection



Saddle roof, single-sided with counterweight



Saddle roof, single-sided with ridge connection